

















POTENCIA MINIMA NECESARIA	UNIDAD	CONFIGURACION	CARGA MAXIMA
53		1 - 1 S - D	16,5
78		1 - 2 S - D	24,0
97		1 - 3 S - D	30,0
91		2 - 2 S - D	28,0
87		1 - 1 - 1 S - D - D	27,0
112		1 - 1 - 2 S - D - D	34,5
112		1 - 2 - 1 S - D - D	34,5
136		1 - 1 - 3 S - D - D	42,0
136		1 - 2 - 2 S - D - D	42,0
146		1 - 2 3 S - D - D	42,0
146		1 - 1 - 1 - 1 - 1 S - D - D - D - D	45,0
121		1 - 1 - 1 - 1 S - D - D - D	37,5
146		1 - 1 - 1 - 2 S - D - D - D	45,0
146		1 - 2 - 1 - 1 S - D - D - D	45,0
146		1 - 2 - 1 - 2 S - D - D - D	45,0
146		1 - 1 - 1 - 1 - 1 S - D - D - D - D	45,0